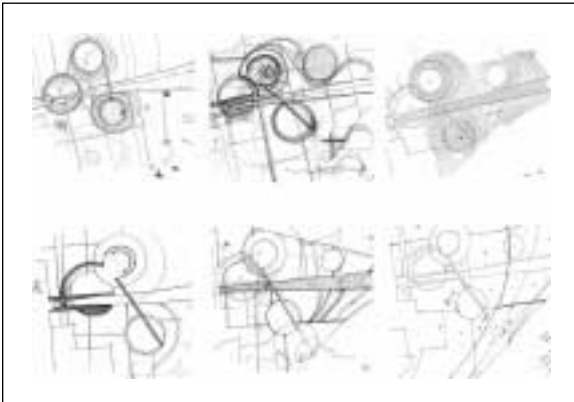



George Gerster, Amber Waves of Grain.

THE PEACE AND HEALING GARDEN AT FAIRVIEW RED WING MEDICAL CENTER

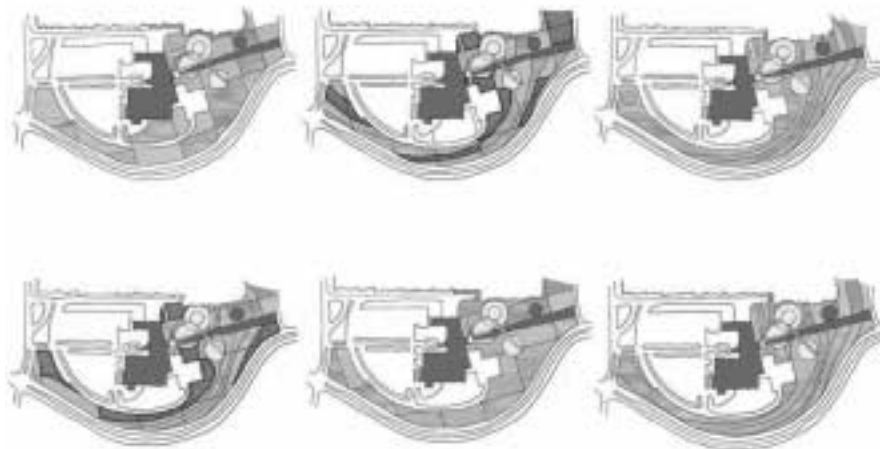
RED WING, MINNESOTA
COEN + PARTNERS

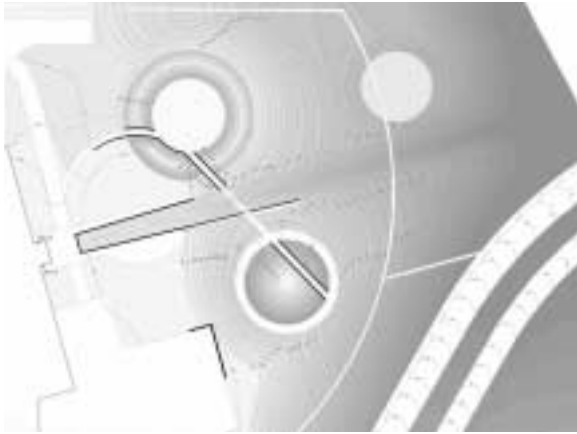


The Fairview Red Wing Medical Center Peace and Healing Garden will be located on four acres of steeply sloping terrain directly east of the newly constructed medical center overlooking downtown Red Wing and the Mississippi River. The challenge with this project is to design a large garden that responds to the local patterns of land and settlement while also being an integral component to the medical center's mission of commitment to the whole person: body, mind, and spirit.

This project is innovative both in its collaborative and open process with the client, and in its ability to enhance and highlight site specific systems and patterns while addressing the familiar and human notion of healing. The context of southeastern Minnesota begins to define the garden while the medical center's mission begins to give it universal understanding.

In this project Coen + Partners role is to define and design the Fairview Red Wing Medical Center's Peace and Healing Garden. The landscape architect developed a strong collaborative partnership with the Healing Committee of the Fairview Red Wing Medical Center. This relationship, and its inherent trust, has been instrumental in the garden's evolution. The recently constructed Medical Center, sited and designed by others, strongly marks the Peace and Healing Garden's west edge and defines a major axis between the building and Red Wing's prominent Barn's Bluff. This linear gesture begins to shape the garden as connective tissue linking the medical center to the city.





The Fairview Red Wing Medical Center's Peace and Healing Garden is inspired by two distinct principles. First, the garden is an extension of the hospital's philosophy and mission to treat the whole person: body, mind and spirit. Second, the garden resonates with the local landforms, patterns, and river vernacular found throughout southeastern Minnesota.

The garden alludes to the treatment of body, mind and spirit through its form and context. The design of the garden is rooted in the idea of taking a spiritual journey. This journey is shaped by six complementary gestures: a ravine, an agricultural quilt, a plane, a womb, a bridge, and a mound.

The sculpted terrain of the garden abstracts the landforms found along the Mississippi River Valley, creating both positive and negative spaces through the interplay of earth and natural light. The patterns and repetition of the garden are further expressed through the interface of the agricultural quilt and these raised and sunken forms. These contrasts allow the garden to express a duality that is both local and universal. Through this duality, the garden brings people together by creating a framework for encouraging its inhabitants to experience solace, remembrance, contemplation, and inspiration.

The garden will begin construction in 2003.

